

2023

# Dalton Township FD



## Table of Contents

Table of Contents	Page 2
Letter from the Fire Chief	Page 3
Mission & Vision	Page 4
About the Department	Page 5
Accomplishments for 2023	Page 6
Department Hierarchy	Page 7
Type of Calls (definitions)	Page 8
Incidents by Type	Page 9 -11
Incidents by District	Page 12
Total Incidents by type graph	Page 13
Responses by day of the week	Page 14
Responses by time of day	Page 15
Responses by month	Page 16
Department Apparatus/Station	Page 17 - 19
Goals for 2024	Page 20

January 2024

Dalton Township Board of Trustees

It is with great pleasure I submit the 2023 Annual Report for the Dalton Township Fire Department. I am proud to lead the professional Firefighters of the Dalton Township Fire Department. My vision for the Department is to be a professional fire service leader, committed to high performance standards that serves and provides a safe community for all. As you will see in this report, the Fire Department continues its commitment of providing quality service to those we protect.

We responded to a total 837 of calls for service, which calculates to 2.29 calls per day, with an average response time of 6 minutes and 22 seconds, which is below the NFPA standard for rural areas to arrive within 10 minutes 90% of the time. This does include automatic aid and mutual aid responses.

The Department had 45 fire suppression responses, of those 14 were “working” structure fires, and of those, only 4 were located in our initial response area (Dalton Township/Cedar Creek).

While fire suppression continues to be an essential service, we also provide emergency medical service at the Medical First Responder level. The greatest number of fire department responses is to medical emergencies. The Department responded to 720 medical calls in 2023. This accounts for 68.93% of our total call volume. Additionally, under EMS, we responded to 39 motor vehicle incidents and of those 13 required the use of the “Jaws of Life” to remove the occupants, (we had 4 “pin in” responses to neighboring departments to help remove victims as well).

We installed over 100 free smoke detectors in homes throughout our service area, with the generous donation from several local and regional vendors along with funds given to us to use specifically for smoke detector installs. As a Department we completed over 1300 hours of fire and EMS training during the year.

As we move forward into the new year, the Dalton Township Fire Department will continue to evaluate the services we provide to the community to determine quality and effectiveness. Officer and employee development will remain a priority. We are looking forward to new training programs; department and countywide. We have improved our medical, fitness, education and inspection programs, but will continue to enhance those programs throughout the upcoming year. Improvement and maintenance of our fire station has progressed well and will continue this year further planned improvements.

The Dalton Township Fire Department, as always, is committed to preserving the life and property of our citizens and to serve the community with honor and loyalty.

Yours in Education and Safety,

Alan R. Styles, Fire Chief

## **Our Mission...**

To serve our community with truth, honesty and dedication, to minimize damage and provide for those in need, to educate both ourselves as well as the community we serve as we continue to grow.

## **We accomplish this through...**

Prompt response to call for service

Recruitment & retention of dedicated personnel

Continuous training with the most up to date information

Public education with community involvement and interaction

Pro-active Code Enforcement in a partnership with our Building Department

Systematic inspections of all Department equipment to insure operational readiness

Utilization of the National Incident Management System and operational use of the Unified Incident Command System.

## **Our Values...**

Duty is doing it, Pride is wearing it and Tradition is living it

## About the Department

The Dalton Township Fire Department was established in 1952 by the Township Board, to protect and preserve the lives and property of the citizens of Dalton Township and the Village of Lakewood Club from fire and to assist them in emergency situations. Originally, there were two departments, # 1 & 2, one in Twin Lake and one in the Village of Lakewood Club (which was formed in 1945). In 1995 it was decided to combine Companies 1 & 2 into one department centrally located in Dalton Township, a new 9700 sq. ft. firehouse was constructed and houses all of the assets for the Dalton Township Fire Department.

It is the duty and responsibility of the Department to enforce the fire service laws of the State of Michigan and the ordinances of Dalton Township; which provide for protection of life and property against fire. It is the further duty and responsibility of the Department to constantly strive for optimum efficiency in maintenance and operation of its facilities, equipment and personnel for the prevention and extinguishment of fires and to be ready to respond to any emergency whether natural or technological in nature.

The Department is led by the Fire Chief whose duties are to direct and administer all operations and personnel of the Department. The Chief is appointed by and performs the duties of this position under the administrative guidance of the Township Board. The classified personnel of the Department include the Fire Chief, Deputy Fire Chief, Captain, Lieutenant, Firefighter, Probationary Firefighter, and Cadet.

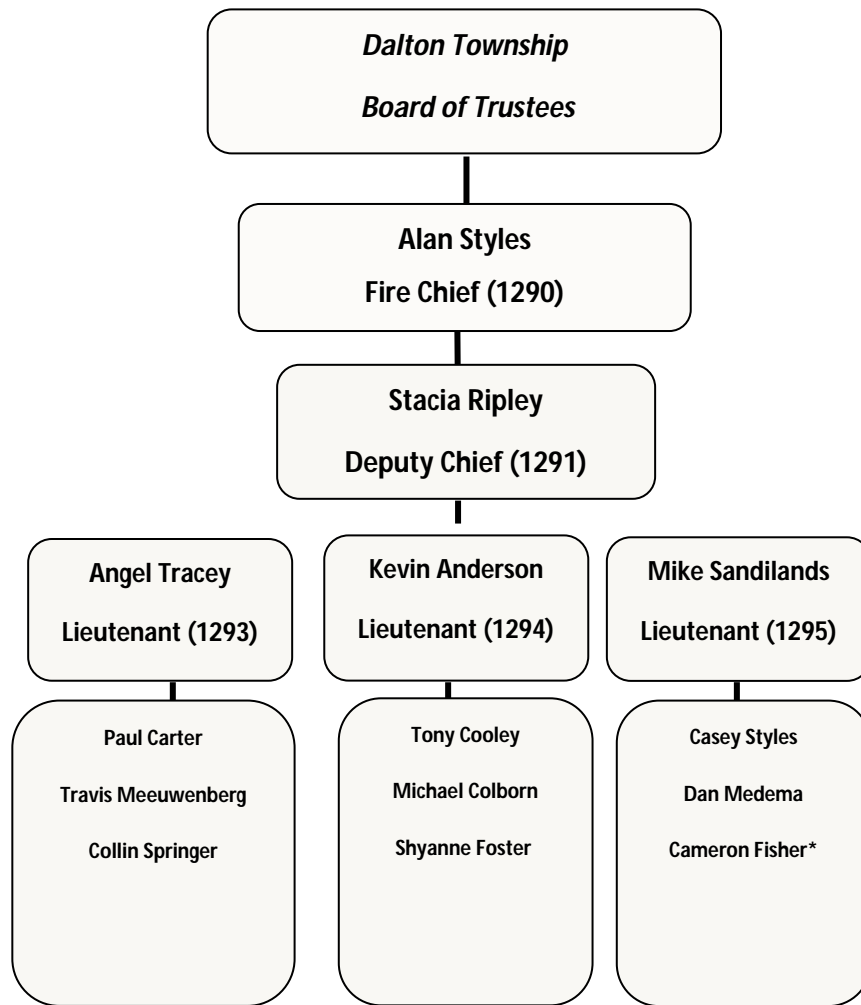
The Dalton Township Fire Department is presently operating with a compliment of 14 personnel; 1 Fire Chief, 1 Deputy Fire Chief, 3 Lieutenants, 8 Firefighters, & 1 Probationary Firefighter.

For operational purposes, the personnel of the Department are divided into 3 companies, each with a complement of personnel under the direction of a Lieutenant who is responsible to the Deputy Chief. The Lieutenants & Firefighters are also assigned other "areas of responsibility" within the Fire Department. The Deputy Chief also functions as the Department's Training Officer, and functions as the Fire Chief in his absence.

The Department serves a population of 9500 (yearlong residents) covering an area of 36 square miles. The Fire Department is also contracted with Cedar Creek Township to provide fire and EMS services to an area of 10 square miles with a population of around 1000. The Fire Department enjoys an ISO rating of a 5.

## Accomplishments in 2023

- Continued open lines of communication within the Fire Department as well as with the Township Board and its employees.
- Took delivery of our Heavy Rescue Squad.
- Numerous hand tools have been replaced throughout department.
- As a Department we had a total of 1304 hours in both fire and emergency medical related training topics.
- Completed the “Keep the Wreath Red” holiday safety program for the 12<sup>th</sup> year with no incidents.
- Staffed Thunderbird Raceway successfully without any major incident.
- Assisted numerous area departments with mutual aid including but not limited to fire suppression, water rescue, and vehicle extrication.



\* denotes probationary FF

(12xx) denotes radio signature

## Type of Call Definitions

The following are Types of Calls as used in this report. These call types are based on the National Fire Incident Reporting system (NFIRS).

**Fire/Explosion:** All calls concerned with actual burning or explosions. This category includes fires in buildings and vehicles as well as brush fires refuse fires and fires in spilled fuel.

**Rescue:** Calls are related to removing people from dangerous situations including extrication from crushed vehicles or machinery, removal from the water or ice, searching for lost persons and assisting people who are locked in a structure or vehicle.

**Medical:** Emergency medical situations, for example heart attacks, strokes and lack of respiration or occasions where people need a medical assist such as a fall without injury but need help in getting up.

**Hazardous Condition:** Situations of spills or leaks without ignition, excessive heat conditions, power lines down, aircraft emergencies, chemical emergencies and overpressure situations causing pipe or container ruptures.

**Service:** Calls involving people being locked out of structures, removing water from structures, assisting the police, checking unauthorized burning.

**Good Intent:** Cancelled in route, wrong location, controlled burn, barbeques, smoke or odor investigations and steam or other vapor mistaken for smoke.

**False Alarm:** Alarm calls where no emergency situation exists such as malicious mischief, a bomb scare, alarm system malfunction and unintentional alarms.

**Other:** Calls not otherwise classified, these are usually responses discontinued before arrival on the scene.



<b>Incident Type</b>	<b>Count</b>	<b>Percent</b>
<b><u>1 Fire</u></b>		
111 Building Fire	14	1.67%
113 Cooking fire, confined to container	1	0.12%
114 Chimney or flue fire, confined to chimney or flue	5	0.60%
118 Trash or rubbish fire, contained	2	0.24%
131 Passenger vehicle fire	8	0.96%
138 Off-road vehicle or heavy equipment fire	1	0.12%
141 Forest, woods or wildland fire	1	0.12%
142 Brush or brush-and-grass mixture fire	6	0.72%
143 Grass fire	4	0.48%
150 Outside rubbish fire, other	3	0.36%
151 Outside rubbish, trash or waste fire	1	0.12%
<b>Total</b>	<b>46</b>	<b>5.50%</b>
<b><u>2 Overpressure Rupture, Explosion, (no fire)</u></b>		
221 Overpressure rupture of air or gas pipe/pipeline	0	0.00%
<b>Total</b>	<b>0</b>	<b>0.00%</b>
<b><u>3 Rescue &amp; Emergency Medical Service Incident</u></b>		
300 Rescue, EMS incident, other	1	0.12%
311 Medical assists, assist EMS crew	82	9.80%
3111 Medical assist, Cleared by EMS crew on arrival	34	4.06%
3112 Lift assist only, no injury	12	1.43%
321 EMS call, excluding vehicle accident with injury	324	38.71%
322 Motor vehicle accident with injuries	17	2.03%
323 Motor vehicle/pedestrian accident (MV Ped)	1	0.12%
324 Motor vehicle accident with no injuries	21	2.51%
350 Extrication, rescue, other	5	0.60%
351 Extrication of victim(s) from building/structure	1	0.12%
352 Extrication of victim(s) from vehicle	7	0.84%
<b>Total</b>	<b>505</b>	<b>60.33%</b>

**4 Hazardous Condition (No Fire)**

411 Gasoline or other flammable liquid spill	1	0.12%
412 Gas leak (natural gas or LPG)	17	2.03%
424 Carbon monoxide incident	2	0.24%
440 Electrical wiring/equipment problem, Other	1	0.12%
444 Power line down	45	5.38%
4441 Cable Television Line	11	1.31%
4442 Telephone line	2	0.24%
445 Arcing, shorted electrical equipment	3	0.36%
<b>Total</b>	<b>82</b>	<b>9.80%</b>

**5 Service Call**

500 Service Call, other	1	0.12%
531 Smoke or odor removal	2	0.24%
550 Public service assistance, other	1	0.12%
551 Assist police or another governmental agency	6	0.72%
552 Police matter	11	1.31%
553 Public service	3	0.36%
554 Assist invalid	52	6.21%
571 Cover assignment, standby, move up	3	0.35%
<b>Total</b>	<b>79</b>	<b>9.44%</b>

**6 Good Intent Call**

600 Good intent call, other	8	0.96%
611 Dispatched & canceled en route	57	6.81%
6111 Dispatched & cancelled en route by EMS on scene	3	0.36%
6112 Dispatched & Cancelled en route to Fire	2	0.24%
622 No incident found on arrival at dispatch address	28	3.35%
631 Authorized controlled burning	3	0.36%
651 Smoke scare, odor of smoke	6	0.72%
652 Steam, vapor, fog or dust thought to be smoke	1	0.12%
<b>Total</b>	<b>108</b>	<b>12.90</b>

**7 False Alarm & False Call**

700 False alarm or false call, other	3	0.36%
7001 False alarm or false call, Fire	1	0.12%
7002 False alarm or false call, Medical	3	0.36%
733 Smoke detector activation due to malfunction	1	0.12%
736 CO detector activation due to malfunction	3	0.36%
743 Smoke detector activation, no fire - unintentional	3	0.36%
745 Alarm system activation, no fire – unintentional	2	0.24%
746 Carbon monoxide detector activation, no CO	1	0.12%
<b>Total</b>	<b>17</b>	<b>2.03%</b>

**8 Severe Weather & Natural Disaster**

<b>Total</b>	<b>0</b>	<b>0.00%</b>
--------------	----------	--------------

**9 Special Incident Type**

<b>Total</b>	<b>0</b>	<b>0.00%</b>
--------------	----------	--------------

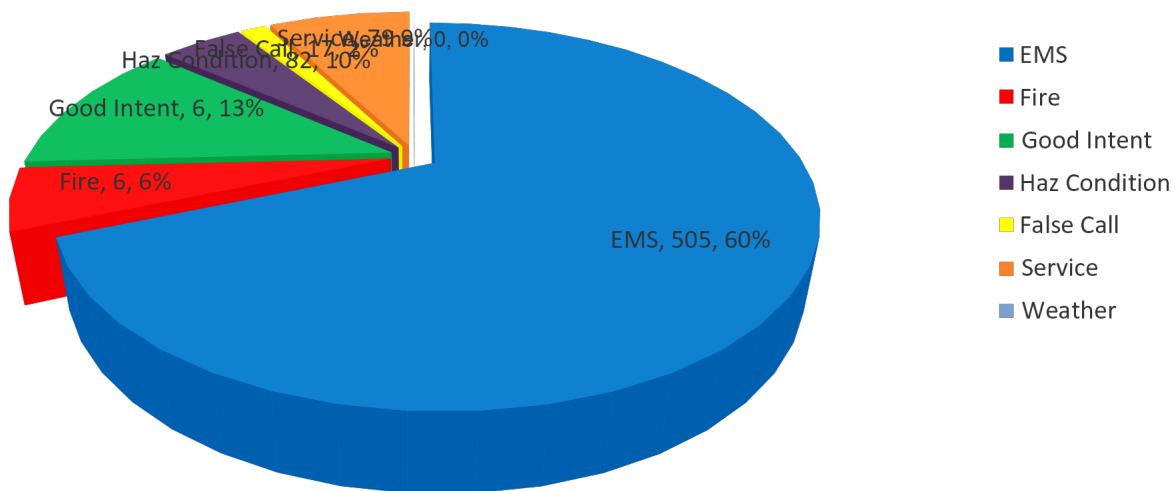
<b><u>Total for 2023</u></b>	<b><u>837</u></b>	<b><u>100.00%</u></b>
------------------------------	-------------------	-----------------------

## Incidents by District

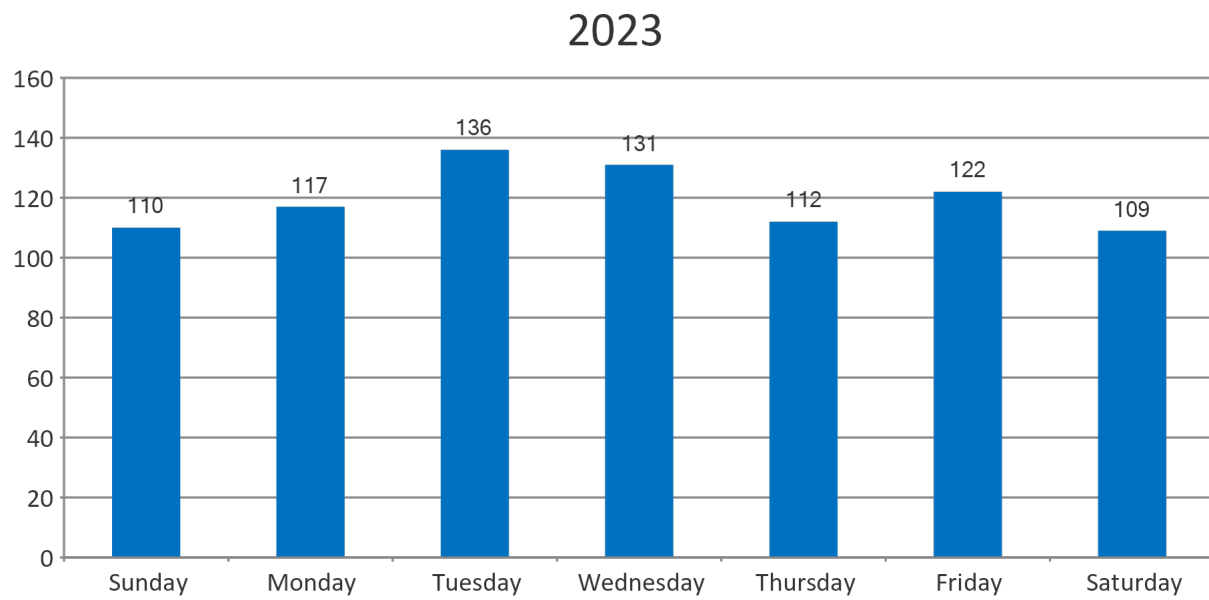
	Dalton	Cedar Creek	Lakewood Club	Mutual Aid
Fire	22	2	3	20
EMS	402	33	56	14
Hazard Condition	59	5	11	7
Service Call	61	5	7	7
Good Intent	66	2	19	21
False Call	10	2	2	1
Severe Weather	0	0	0	0
<b><u>Total each district</u></b>	<b>620</b>	<b>49</b>	<b>98</b>	<b>70</b>

**Total incidents for 2022 = 837 (2.29 calls per day)**

**2023**

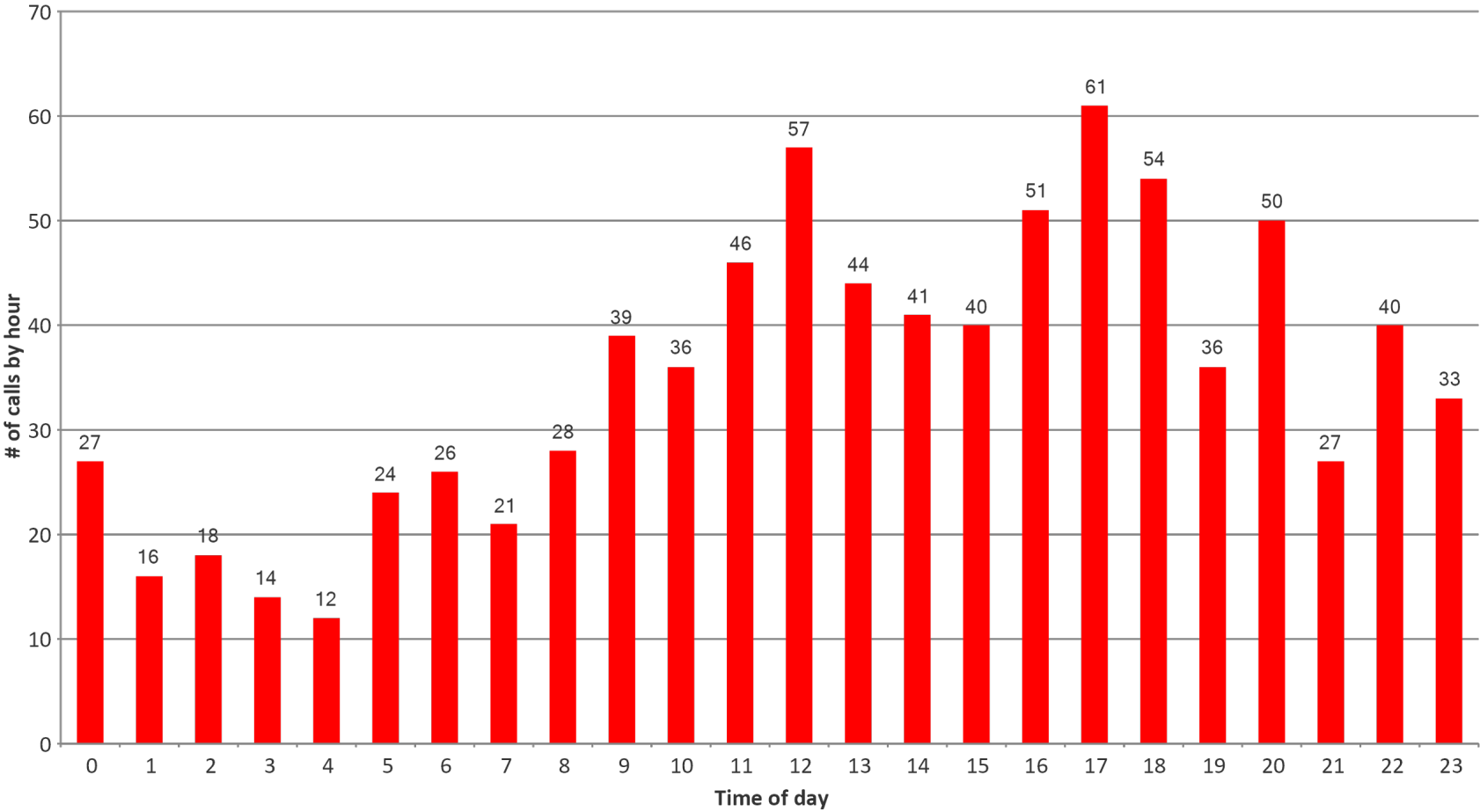


## Responses by day of the week



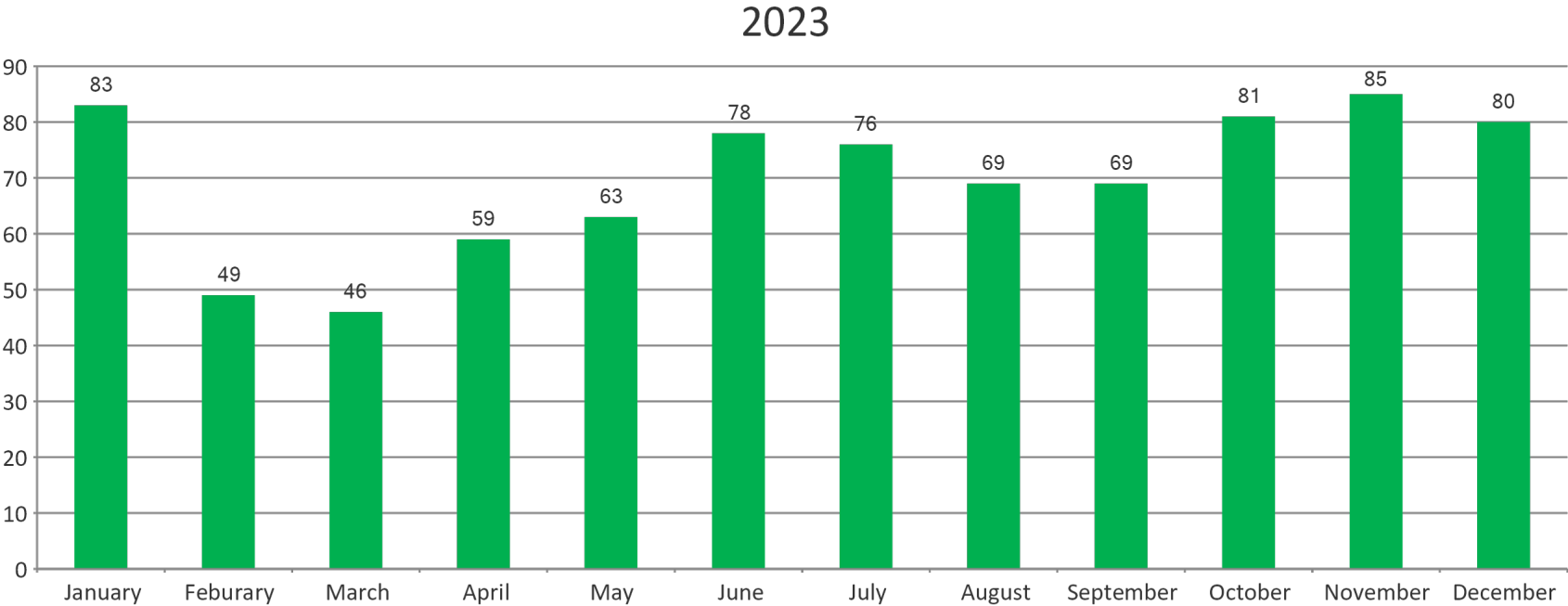
*This graph represents the number of responses by day of the week, per year.*

### Responses by time of day 2023



*This graph represents the number of calls by time of the day, per year*

### Reponses by Month



*This graph represents monthly responses by year.*



## Department Apparatus

### 1220

2008 Peterbilt Pumper/Tanker, this vehicle is our engine that responds to our neighboring departments for fires, it is our 1<sup>st</sup> tanker to respond within our response area. 1220 holds 2000 gallons of water and is considered a “Class A” Engine. Cost per hour for this unit = \$222.35. This vehicle is due for replacement in 2028 (without 3 years in reserve).

### 1222

2018 Spartan/Alexis, 4-person Engine. This is our 1<sup>st</sup> response to all structure fires. This vehicle holds 1000 gallons of water & all fire suppression equipment. Cost per hour for this unit is \$ 397.50. This vehicle has ability to provide medical care, and basic vehicle extrication, which allows us to provide greater service to our residents and visitors. This vehicle replacement would be approximately 2038 (includes 3 years as reserve).

### 1260

2000 Freightliner Tanker, this 2000-gallon tanker is our 2<sup>nd</sup> response tanker to our primary response area, but is available to neighboring departments if requested. Cost per hour for this unit = \$129.75. This vehicle is due for replacement/rechassing in 2023 (without 3 years in reserve).

### 1270

2018 Dodge Ram 1500, this is a State licensed medical response vehicle, and a “manpower” response vehicle. This unit also carries basic EMS equipment and an AED. Cost for this unit per hour = \$105.10. This vehicle should be in service 7-10 years; millage will play a factor (with no reserve).

### 1272

2021 Spartan/Alexis Heavy Squad, this vehicle responds to all auto accidents as well as special rescue calls. It carries a full complement of extrication equipment (Jaws of Life), along with EMS equipment (state licensed) & other special rescue tools. 1272 also has an extra advantage it has a fire pump and water tank, making this a multi-purpose use vehicle. Cost per hour for this unit = \$310.50. This vehicle is due for replacement in 2041 (with no reserve).

**1273**

2007 Polaris Ranger 6x6 is an added specialty to our fleet. Since DTFD covers a large portion of the Manistee National Forest, along with numerous miles of horse trails throughout our Township, the 6x6 can go places other normal vehicles can't. It has the ability to transport 1 patient from a remote area, as well as fire suppression capabilities on large woods or forest fires. Cost per hour for this unit = \$10.50. (Replacement time is based on usage.)

**1274**

2019 Dodge Ram, 1274 is a State licensed medical response vehicle; it carries a full complement of EMS equipment, including an AED, 1274 also carries various rescue and firefighting equipment. Cost per hour for this unit = \$125.10. This vehicle is due for replacement in 7-10 years; mileage is a factor (with no reserve).

**1275**

2015 Saturn 15ft inflatable boat, the boat is used for all water emergencies, our staff trains with the boat & water operations on a consistent basis due to the 7 lakes that are located in our primary response area, along with mutual aid requests. Cost per hour for this unit = \$28.11. Replacement of this unit is based on usage.

**1281 & 1282**

These are two (2) of our Brush trucks, these vehicles respond to all brush/woods fires. DTFD received 1281 & 1282 from the MI DNR as a revolving truck program; this allows us to have used state-owned vehicles at a fraction of the normal cost & allows us to replace it on an as needed basis. Cost per hour per unit = \$17.18. Brush vehicles typically are replaced in 15 yrs. (with an additional 3 years in reserve).

**1290**

2020 Dodge Durango this vehicle is assigned to the Fire Chief; it carries vital equipment for management of emergency incidents, along with being licensed as an MFR (Medical First Responder) vehicle. Cost per hour for this unit = \$54.18. Replacement in 5-7 years, (mileage/usage does play a factor).

### DTFD Firehouse # 1

Built in 1995, the Fire Station has 4 double deep or “drive thru” bays, it also has a large training room equipped with a computer and A/V equipment for state-of-the-art trainings and meetings, there is also a small conference area/ study room that the firefighters can use as well. There are offices for both the Fire Chief and Deputy Chief respectively. A kitchen and “dayroom” area are connected so that the firefighters have the home like atmosphere when they are on duty. The living quarters have a full bathroom/shower/locker area for the firefighters along with two bunk rooms (sleeping quarters). The station was recently modified to become “green” this has given us the ability to have our lights within the station to be on sensors and LED, saving the department money.

#### *Apparatus replacement plan (life expectancy definition)*

*Although there are no standards that give recommendations as to how long a given piece of apparatus should remain in service, one can compare life expectancy based on other organizations. When doing so several factors were considered including but not limited to; frequency of use, engine hours, type of usage, preventive maintenance programs, maintenance records, odometer readings, technology changes in current apparatus, and general condition.*

## Goals for 2024

- ❖ Prepare for Operating millage renewal (a year early) along with an increase of .85 to hire additional fulltime staff due to the increase in calls and limited part time employment “pool”.
- ❖ Continue to maintain the highest level of service possible to those we protect. This will be accomplished through positive customer service, strong public education, training and remaining vigilant to our mission, core values and focus.
- ❖ Remain fiscally responsible with budget planning for FY 23/24, this will be accomplished with active budget planning and implementation of a balanced budget and remain within the constraints of the budget.
- ❖ Continue to improve the overall operation function of the Department.
- ❖ Continue to supply emergency services at Thunderbird Raceway for the 2023 season.
- ❖ Continue yearly NFPA standard 1582 employee physicals.
- ❖ Continue to work on a long-term operational philosophy, which will include new capital purchases including but not limited to apparatus, turnout gear, station maintenance, etc.
- ❖ Maintain an open and honest communication line with the staff, the Board, and those we serve.