

**2016**

**Dalton Township FD**



**Annual Report**

# Table of Contents

Table of Contents	Page 2
Letter from the Fire Chief	Page 3
Mission & Vision	Page 4
About the Department	Page 5
Accomplishments for 2016	Page 6
Department Hierarchy	Page 7
Type of Calls (definitions)	Page 8
Incidents by Type	Page 9
Total Incidents	Page 11
Incidents by Response District	Page 12
Responses by day of the week	Page 13
Responses by time of day	Page 14
Responses by month	Page 15
Department Apparatus/Station	Page 16
Goals for 2017	Page 19

February 2017

Dalton Township Board of Trustees

It is with great pleasure I submit the 2016 Annual Report for the Dalton Township Fire Department. I am proud to lead the professional Firefighters of the Dalton Township Fire Department. My vision for the department is to be a professional fire service leader, committed to high performance standards that serves and provides a safe community for all. As you will see in this report, the Fire Department continues its commitment of providing quality service to those we protect.

The fire department responded to a total of 681 calls for service, (a decrease of 36 calls from 2015) with an average response time of 7 minutes and 50 seconds which is below the national standard of 8 minutes.

The Department had 54 fire suppression responses, of those 19 were “working” structure fires, and of those, only 8 were located in our initial response area.

While fire suppression continues to be an essential service, we also provide emergency medical service at the Medical First Responder level. The greatest number of fire department responses is to medical emergencies. The department responded to 428 medical calls in 2016. This accounts for 62.84% of our total call volume.

We also respond to and provide a variety of services intended to meet the specific needs of our community. The fire department trains and responds to incidents involving fire, medical, hazardous materials, water rescue, ice rescue, confined space rescue and weapons of mass destruction. In addition, the department conducts inspections of premises throughout the Township for compliance with the fire code.

As we move forward into the new year, the Dalton Township Fire Department will continue to evaluate the services we provide to the community to determine quality and effectiveness. Officer and employee development remains a priority. We are looking forward to new training programs; department and countywide. We have improved our medical, fitness, education and inspection programs, but will continue to enhance those programs throughout the upcoming year. Improvement and maintenance of our fire station has progressed well and will continue this year further planned improvements.

The Dalton Township Fire Department, as always, is committed to preserving the life and property of our citizens and to serve the community with honor and loyalty.

Yours in Education and Safety,

Alan R. Styles, Fire Chief

## **Our Mission...**

To serve our community with truth, honesty and dedication, to minimize damage and provide for those in need, to educate both ourselves as well as the community we serve as we continue to grow.

## **We accomplish this through...**

Prompt response to call for service

Recruitment & retention of dedicated personnel

Continuous training with the most up to date information

Public education with community involvement and interaction

Pro-active Code Enforcement in a partnership with our Building Department

Systematic inspections of all Department equipment to insure operational readiness

Utilization of the National Incident Management System and operational use of the Unified Incident Command System.

## **Our Values...**

Duty is doing it, Pride is wearing it and Tradition is living it

## **About the Department**

The Dalton Township Fire Department was established in 1952 by the Township Board, to protect and preserve the lives and property of the citizens of Dalton Township and the Village of Lakewood Club from fire and to assist them in emergency situations.

Originally, there were two departments, # 1 & 2 one in Twin Lake and one in the Village of Lakewood Club (which were formed in 1945). In 1995 it was decided to combine Department's 1 & 2 into one department, centrally located in Dalton Township, a new 9700 sq. ft. station was constructed and house all of the assets of the Dalton Township Fire Department.

It is the duty and responsibility of the department to enforce the laws of the State of Michigan and the ordinances of Dalton Township; which provide for protection of life and property against fire. It is the further duty and responsibility of the department to constantly strive for optimum efficiency in maintenance and operation of its facilities, equipment and personnel for the prevention and extinguishment of fires and to be ready to respond to any emergency whether natural or technological in nature.

The department is led by the Fire Chief whose duties are to direct and administer all operations and personnel of the department. The chief is appointed by and performs the duties of this position under the administrative guidance of the Township Board. The classified personnel of the department include the Deputy Chief, Captain, Lieutenants, Firefighters, Probationary Firefighter, and Cadets.

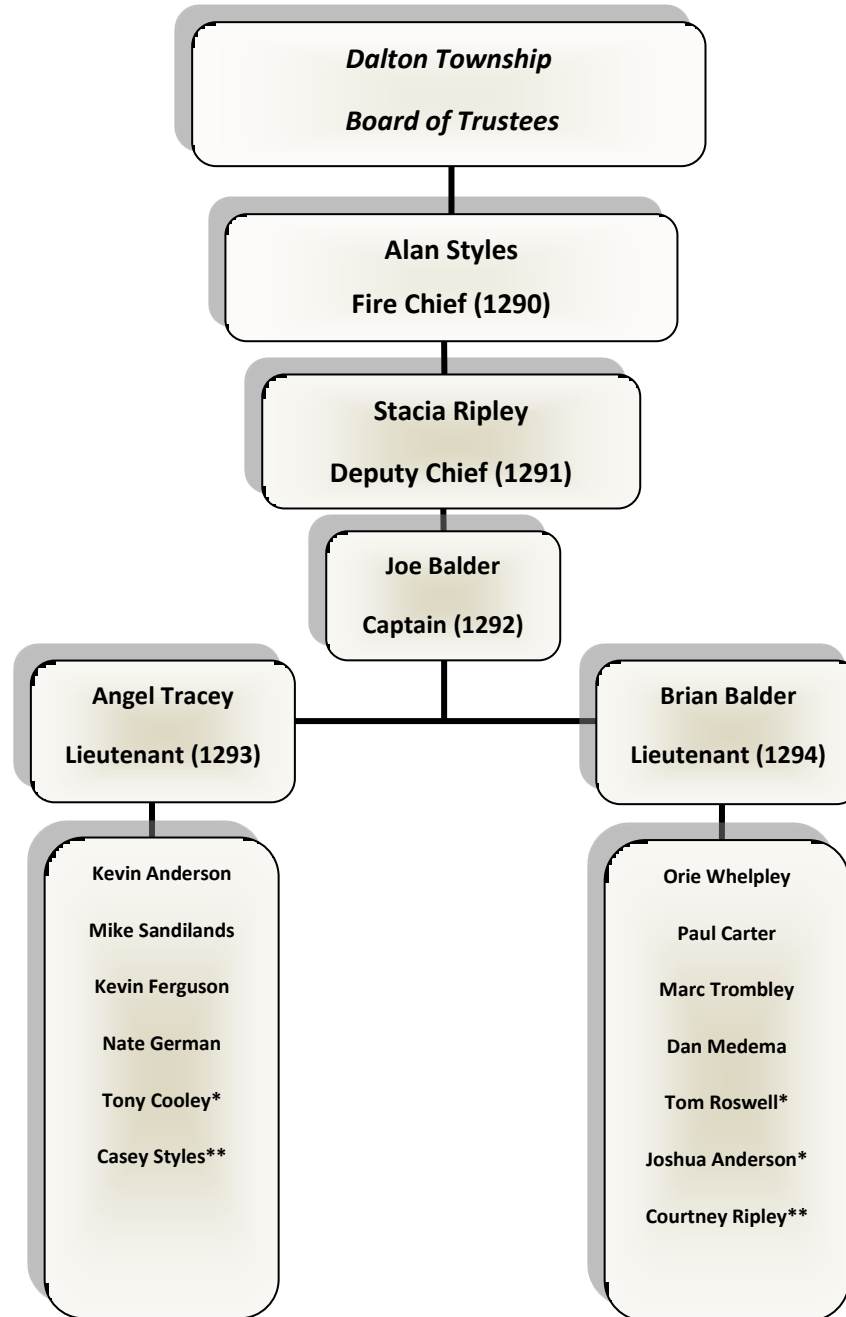
The Dalton Township Fire Department is presently operating with a compliment of 18 personnel; 1 Fire Chief, 1 Deputy Chief, 1 Captain, 2 Lieutenants, 8 Firefighters, and 3 Probationary Firefighters & 2 Cadet.

For operational purposes, the personnel of the department are divided into 2 companies, each with a complement of personnel under the direction of a Lieutenant who is responsible to the Captain. The Lieutenants are also assigned other "areas of responsibility" within the fire department. The Captain is in charge of the station and is responsible for the maintenance of all station equipment, and facilities. The Deputy Chief also functions as the departments training officer, and functions as the Fire Chief in his absence.

The department served a population of 9300 covering an area of 36 square miles. The Fire Department is also contracted to the Cedar Creek Township to provide fire and EMS services to area of 10 square miles with a population of 1000. The Fire Department enjoys an ISO rating of a 6/9.

## Achievements in 2016

- Continued open lines of communication within the Fire Department as well as with the Township Board and its employees.
- A group of National Arts Honor Society students painted a mural of our new patch on the apparatus bay wall.
- Received a donation from the Holton/Twin Lake Lions Club of a Stihl “Cut off” saw.
- Continued with the Muskegon Area Training Cooperative Group; this is a number of Fire Departments in Muskegon County who have chosen to begin offering and participating in joint training programs at no cost to the departments involved.
- Secured donations to build a “Saving Our Own” training prop behind the maintenance building and will be open for use by any department. This is the first of its kind in Muskegon County.
- Held a successful Fire Prevention Open House with an attendance of over 600 citizens in 2 hours. (Believed to be the largest this year in Muskegon County for a 2 hour event).
- The MI DNR Rural FD Grant to modify our ORV (Ranger 1273) is in the process of being fitted with the water pump, this will be completed before the end of the current fiscal year.
- Completed the “Keep the Wreath Red” holiday safety program for the 6<sup>th</sup> year with no incidents.
- Staffed Thunderbird Raceway successfully without major incident.
- Purchased current employees new fire helmets, structural fire boots and the 1<sup>st</sup> “duel certified” rescue – wildland gear (all this equipment was past the NFPA 10 year compliance standard)
- Assisted numerous area departments with mutual aid including but not limited to fire suppression, water rescue, and vehicle extrication.



\* denotes probationary FF

\*\* denotes cadet

## Type of Call Definitions

The following are Types of Calls as used in this report. These call types are based on the National Fire Incident Reporting system (NFIRS).

**Fire/Explosion:** All calls concerned with actual burning or explosions. This category includes fires in buildings and vehicles as well as brush fires refuse fires and fires in spilled fuel.

**Rescue:** Calls are related to removing people from dangerous situations including extrication from crushed vehicles or machinery, removal from the water or ice, searching for lost persons and assisting people who are locked in a structure or vehicle.

**Medical:** Emergency medical situations, for example heart attacks, strokes and lack of respiration or occasions where people need a medical assist such as a fall without injury but need help in getting up.

**Hazardous Condition:** Situations of spills or leaks without ignition, excessive heat conditions, power lines down, aircraft emergencies, chemical emergencies and overpressure situations causing pipe or container ruptures.

**Service:** Calls involving people being locked out of structures, removing water from structures, assisting the police, checking unauthorized burning.

**Good Intent:** Cancelled in route, wrong location, controlled burn, barbeques, smoke or odor investigations and steam or other vapor mistaken for smoke.

**False Alarm:** Alarm calls where no emergency situation exists such as malicious mischief, a bomb scare, alarm system malfunction and unintentional alarms.

**Other:** Calls not otherwise classified, these are usually responses discontinued before arrival on the scene.

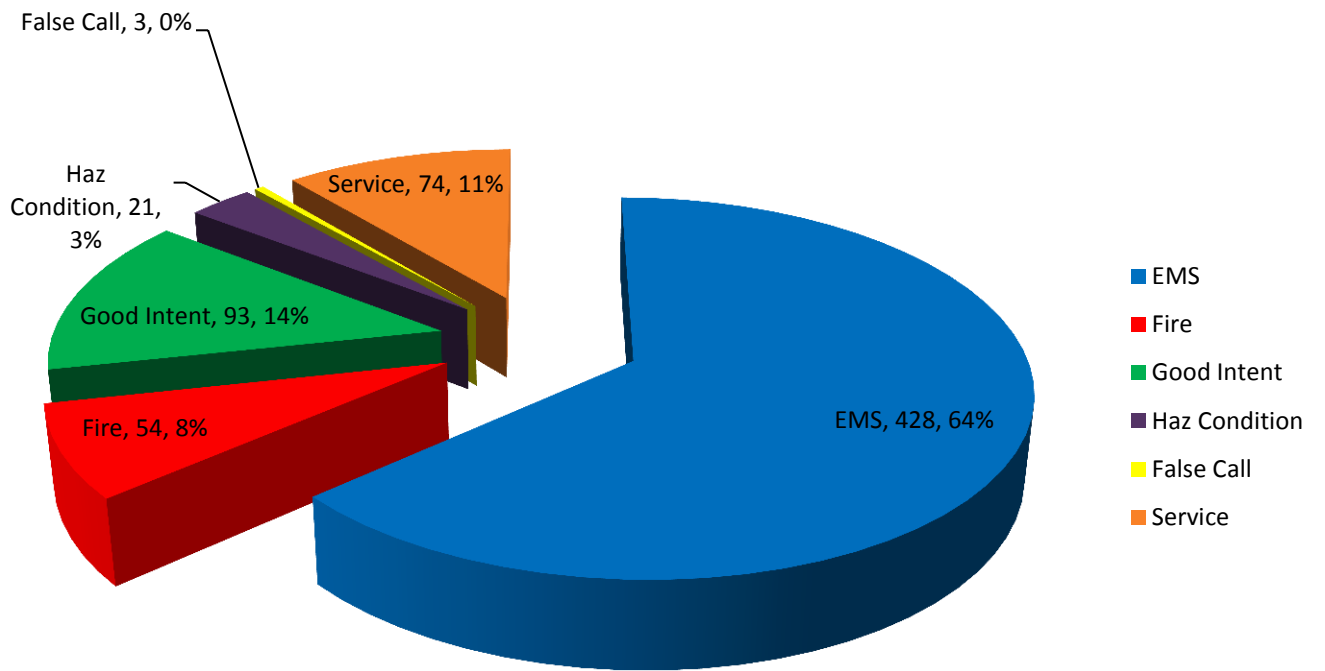


<b>Incident Type</b>	<b>Count</b>	<b>Percent</b>
<b><u>1 Fire</u></b>		
111 Building fire	18	2.64%
112 Fires in structure other than building	1	0.14%
113 Cooking fire, confined to container	1	0.14%
114 Chimney or flue fire, confined to chimney or flue	2	0.29%
118 Trash or rubbish fire, contained	2	0.29%
131 Passenger vehicle fire	9	1.32%
137 Camper or recreational vehicle (RV) fire	1	0.14%
138 Off-road vehicle or heavy equipment fire	1	0.28%
141 Forest, woods or wildland fire	4	0.58%
142 Brush or brush-and-grass mixture fire	7	1.02%
143 Grass fire	2	0.29%
150 Outside rubbish fire, Other	1	0.14%
151 Outside rubbish, trash or waste fire	3	0.44%
153 Construction or demolition landfill fire	1	0.14%
170 Cultivated vegetation, crop fire, other	1	0.14%
<b>Total</b>	<b>68</b>	<b>7.92%</b>
<b><u>3 Rescue &amp; Emergency Medical Service Incident</u></b>		
311 Medical assist, assist EMS crew	224	32.89%
321 EMS call, excluding vehicle accident with injury	179	26.28%
322 Motor vehicle accident with injuries	17	2.49%
323 Motor vehicle/pedestrian accident (MV Ped)	1	0.14%
324 Motor Vehicle Accident with no injuries	2	0.29%
350 Extrication, rescue, other	2	0.29%
352 Extrication of victim(s) from vehicle	3	0.44%
<b>Total</b>	<b>428</b>	<b>62.84%</b>
<b><u>4 Hazardous Condition (No Fire)</u></b>		
412 Gas leak (natural gas or LPG)	1	0.14%
440 Electrical wiring/equipment problem, Other	2	0.29%
441 Heat from short circuit (wiring)	1	0.14%
444 Power line down	17	2.49%
<b>Total</b>	<b>21</b>	<b>3.08%</b>

<b>Incident Type</b>	<b>Count</b>	<b>Percent</b>
<b><u>5 Service Call</u></b>		
510 Person in distress, other	2	0.29%
520 Water problem, other	1	0.14%
531 Smoke or odor removal	2	0.29%
550, Public assistance, other	1	0.14%
551 Assist police or other governmental agency	4	0.58%
552 Police matter	10	1.46%
553 Public service	10	1.46%
554 Assist invalid	38	5.58%
<u>571 Cover assignment, standby, move up</u>	6	0.88%
<b>Total</b>	<b>74</b>	<b>10.86%</b>
<b><u>6 Good Intent Call</u></b>		
600 Good intent call, Other	16	2.34%
611 Dispatched & cancelled en route	57	8.37%
622 No Incident found on arrival at dispatch address	8	1.17%
631 Authorized controlled burning	2	0.29%
650 Steam, other gas mistaken for smoke, other	1	0.14%
651 Smoke scare, odor of smoke	5	0.73%
652 Steam, vapor, fog or dust thought to be smoke	3	0.44%
561 EMS call, party transported by non-fire	1	0.14%
<b>Total</b>	<b>93</b>	<b>13.65%</b>
<b><u>7 False Alarm &amp; False Call</u></b>		
700 False alarm or false call, Other	7	1.02
733 Smoke detector activation due to malfunction	2	0.29%
743 Smoke detector activation, no fire	2	0.29%
<b>Total</b>	<b>11</b>	<b>1.61%</b>
<b><u>Grand Total for 2016</u></b>		
	<b>681</b>	

**Total calls for 2016 = 681 (1.87 calls per day)**

**2016**



### ***Responses by District***

<u>District</u>	<u>False</u>	<u>Fire</u>	<u>Good</u>	<u>Hazard</u>	<u>Rescue</u>	<u>Service</u>	<u>Weather</u>	<b>TOTAL</b>
Dalton Township	6	321	63	15	319	53	0	<b>477</b>
Cedar Creek Township	1	4	1	2	48	7	0	<b>63</b>
Village of Lakewood Club	4	1	6	2	55	4	0	<b>72</b>

#### Mutual Aid

Mutual Aid Given 56

Mutual Aid Received 11

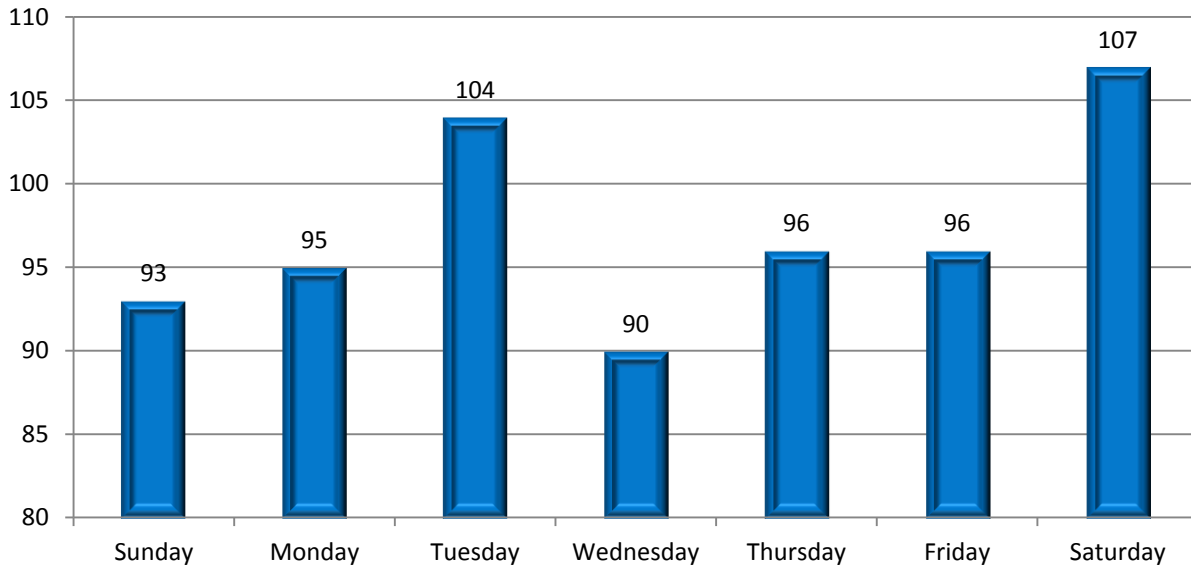
Auto Aid Given 14

Auto Aid Received 56 (45 were 1st due assist to medicals in Muskegon Township corridor)

For a breakdown comparison (not counting the medical responses from Muskegon Township) we gave aid to another department 70 times and we received it 22 times.

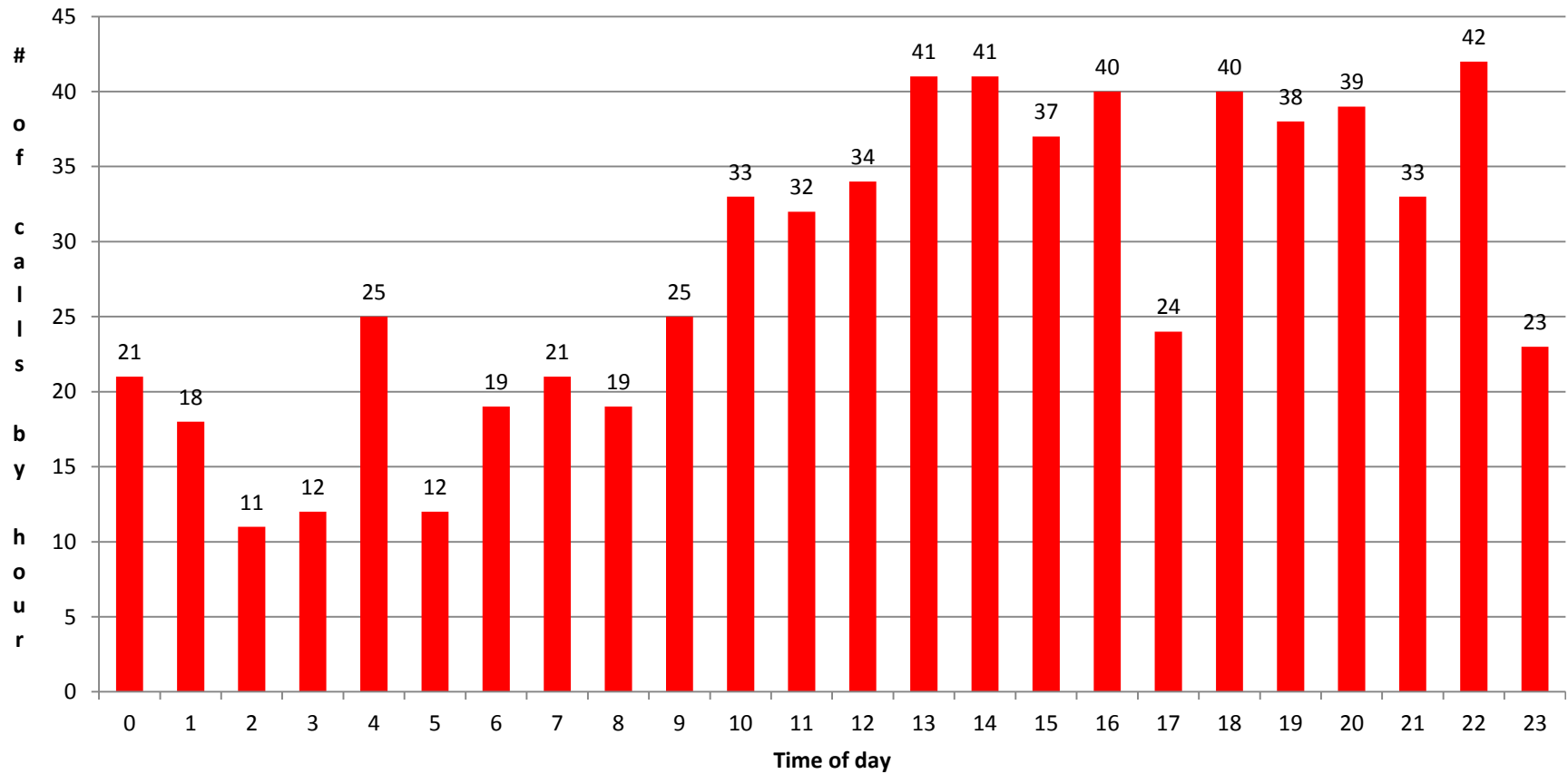
## Responses by day of the week

2016



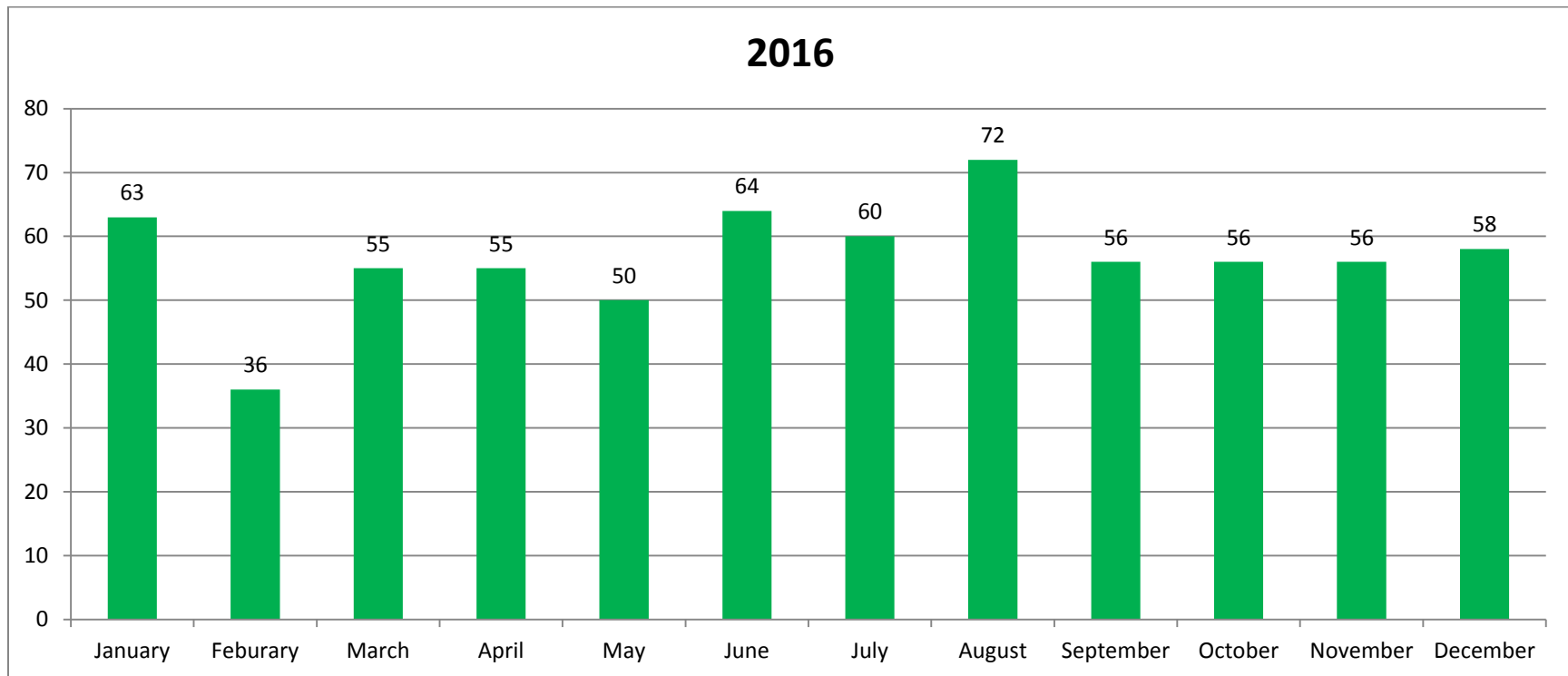
*This graph represents the number of response by day of the week, per year.*

## Responses by time of day 2016



*This graph represents the number of calls by time of the day, per year*

## Reponses by Month



*This graph represents monthly responses by year.*

## Department Apparatus

### **1220**

2008 Peterbilt Pumper/Tanker, this vehicle is our engine that responds to our neighboring departments for fires, it is our 2<sup>nd</sup> tanker to respond within our response area. 1220 holds 2000 gallons of water. Cost per hour for this unit = \$222.35. This vehicle is due for replacement in 2028 (without 3 years in reserve).

### **1222**

1997 Freightliner 4 person Engine, this is our 1<sup>st</sup> response to all structure fires. This vehicle holds 1000 gallons of water & all fire suppression equipment. Cost per hour for this unit is \$ 276.63. This vehicle is due for replacement in 2017 (without 3 years in reserve).

### **1254**

2005 Chevy Colorado, this is a secondary medical response vehicle, and a “manpower” response vehicle. This unit also carries basic EMS equipment and an AED. Cost for this unit per hour = \$24.68. This vehicle is due for in 7 to 8 years (mileage is a factor).

### **1260**

2000 Freightliner Tanker, this 2000 gallon tanker is our 1<sup>st</sup> response tanker to our primary response area, but is available to neighboring departments if requested. Cost per hour for this unit = \$129.75. This vehicle is due for replacement in 2020 (without 3 years in reserve)

### **1272**

2000 Freightliner Heavy Squad, this vehicle responds to all auto accidents as well as special rescue calls. It carries a full complement of extrication equipment (Jaws of Life), along with EMS equipment & other special rescue tools. 1272 also has an extra advantage it has a fire pump and water tank, making this a multi-purpose use vehicle. Cost per hour for this unit = \$202.50. This vehicle is due for replacement in 2020 (with no reserve).



### **1273**

2007 Polaris Ranger 6x6 is an added specialty to our fleet. Since DTFD covers a large portion of the Manistee National Forest, along with numerous miles of horse trails throughout our Township, the 6x6 can go places other normal vehicles can't. It has the ability to transport 1 patient from a remote area, as well as act as a recon vehicle on large woods or forest fires. Cost per hour for this unit = \$10.50. (Replacement time is based on usage.)

### **1274**

2009 Chevy Silverado, 1274 is our 1<sup>st</sup> response vehicle to all medical calls; it carries a full complement of EMS equipment, including an AED, 1274 also carries various rescue and firefighting equipment. Cost per hour for this unit = \$181.45. This vehicle is due for replacement in 7-8 years; mileage is a factor (with no reserve).

### **1275**

The 15ft Saturn inflatable boat was purchased in 2015, to replace the over 20 year old Quicksilver inflatable. The boat is used for all water emergencies, our staff trains with the boat & water operations on a consistent basis due to the 5 lakes that are located in our primary response area, along with mutual aid requests. Cost per hour for this unit = \$28.11. Replacement of this unit is based on usage.

### **1281 & 1282**

These are two (2) of our Brush trucks, these vehicles respond to all brush/woods fires. DTFD received 1281 & 1282 from the MI DNR as a revolving truck program; this allows us to have used state owned vehicles at a fraction of the normal cost & allows us to replace it on an as needed basis. Cost per hour per unit = \$17.18. Brush vehicles typically are replaced in 15 yrs. (with an additional 3 years in reserve).

### **1284**

1284 is also a MI DNR vehicle, the "jeep" is yet another piece of equipment that can go into so very "tight" places yet gives us the ability to fight fire on a big scale along with its towing ability it too is a vital part of our fleet. Cost per hour for this unit = \$10.84 Brush vehicles are typically replaced in 15 year (with an additional 3 years in reserve).

## **1290**

2016 Chevy Colorado this vehicle is assigned to the Fire Chief; it carries vital equipment for management of emergency incidents, along with being licensed as a MFR (Medical First Responder vehicle) Cost per hour for this unit = \$23.18. Replacement in 5-7 years, (mileage/usage does play a factor).

## **DTFD Station 1**

Built in 1995, the Fire Station has 4 double deep or “drive thru” bays, it also has a large training room equipt with a computer and A/V equipment for state of the art trainings and meetings, there is also a small conference area/ study room that the firefighters can use as well. There are offices for both the Fire Chief and Deputy Chief respectively. A kitchen and “dayroom” area is connected so that the firefighters have the home like atmosphere when they are doing duty. It has a full bathroom/shower/locker area for the firefighters along with two bunk rooms (sleeping quarters). The station was recently modified to become “green” this has given us the ability to have our lights within the station to be on sensors, saving the department money.

### *Apparatus replacement plan (life expectancy definition)*

*Although there are no standards that give recommendations as to how long a given piece of apparatus should remain in service, but one can compare life expectancy based on other organizations. When doing so several factors were taken into account including but not limited to; frequency of use, engine hours, type of usage, preventive maintenance programs, maintenance records, odometer readings, technology changes in current apparatus, and general condition.*

## **Goals for 2017**

- ❖ Continue to maintain the highest level of service possible to those we protect. This will be accomplished through positive customer service, strong public education, training and remaining vigilant to our mission, core values and focus.
- ❖ Remain fiscally responsible with budget planning for FY 17-18, this will be accomplished with active budget planning and implementation of a balanced budget and remain within the constraints of the budget.
- ❖ Continue to find ways to maintain service on a limited budget
- ❖ Actively pursue any and all available grants to help supplement the budget.
- ❖ Continue to improve the overall operation function of the Department.
- ❖ Continue to replace light fixtures throughout the firehouse (no longer made)
- ❖ Install “heat tape” to the roof to help combat ice buildup during winter months.
- ❖ Re-plumb apparatus bay heating system to allow for venting horizontally instead of vertically.
- ❖ Continue to supply emergency services at Thunderbird Raceway for 2017 season.
- ❖ Anticipate hiring of up to 4 new employees.
- ❖ Continue to work on a long term operational philosophy, which will include new capital purchases including but not limited to apparatus, turnout gear, station maintenance, etc.
- ❖ Maintain an open and honest communication line with the staff, Board and those we serve.